


# ScatMat®

## Extension Mat Instructions

Contents: One Extension Cord and one Extension Mat

### Step 1



Switch the ScatMat power pack off.

### Step 2



Remove the power pack's extension door.


### Step 3



*Note: Either end of the extension cord can be attached to the snaps on the power pack.*

Attach the extension cord to both 'extension cord snaps' located inside the power pack.  
Replace the extension door.

### Step 4




Snap the remaining ends of the extension cord to both grommets (buttons) on your extension mat.

## OTHER EXCITING PRODUCTS AVAILABLE:



### ScatMat Power Adapter

For high-traffic areas, consider using a ScatMat Power Adapter as an alternative to batteries. The adapter includes a 12 ft (3.6 metre) cord.



### ScatMat Dummy Mat

Use a dummy mat after your pet has learned to avoid the ScatMat. The dummy works because pets can't tell the difference between the dummy mat and an active ScatMat.